

MP ROTATOR®

Radius: 2.5 to 10.7 m

10
mm/hr

The MP Rotator Nozzle is the most trusted high-efficiency solution on the market, offering up to 30% water savings over traditional spray nozzles.

KEY BENEFITS

- Lowest precipitation rate in the industry of approximately 10 mm/hr
- Matched precipitation for simplified irrigation design and flexibility
- Double-pop feature protects the nozzle from external debris
- High distribution uniformity for a healthy landscape with maximum water efficiency

ADDITIONAL FEATURES

- Wind-resistant, multi-stream technology prevents misting
- For vandal resistance, the arc is adjustable only when the MP Rotator is running
- Removable filter screen prevents nozzle from clogging
- Colour-coded for easy identification

OPERATING SPECIFICATIONS

- Radius reduction up to approximately 25% on all models
- Recommended operating pressure: 2.8 bar; 280 kPa
- Minimum radius setting achieved at 2.1 bar; 210 kPa
- Warranty period: 3 years

OPTIONS

- Pair with Pro-Spray™ PRS40 Sprinkler Body for pressure regulation to 2.8 bar; 280 kPa for nominal radius settings
- Pair with Pro-Spray PRS30 Sprinkler Body for pressure regulation to 2.1 bar; 210 kPa for minimum radius settings

MP ROTATOR - SPECIFICATION BUILDER: ORDER 1 + 2

1 Model	2 Options
MP1000-90 = 2.5 to 4.5 m radius, adjustable from 90° to 210°	(blank) = No option HT = Male threaded version <i>(Not available in 3500 and 1000-210)</i>
MP1000-210 = 2.5 to 4.5 m radius, adjustable from 210° to 270°	
MP1000-360 = 2.5 to 4.5 m radius, 360°	
MP2000-90 = 4.0 to 6.4 m radius, adjustable from 90° to 210°	
MP2000-210 = 4.0 to 6.4 m radius, adjustable from 210° to 270°	
MP2000-360 = 4.0 to 6.4 m radius, 360°	
MP3000-90 = 6.7 to 9.1 m radius, adjustable from 90° to 210°	
MP3000-210 = 6.7 to 9.1 m radius, adjustable from 210° to 270°	
MP3000-360 = 6.7 to 9.1 m radius, 360°	
MP3500-90 = 9.4 to 10.7 m radius, adjustable from 90° to 210°	
MPLCS-515 = Left corner strip, 1.5 m x 4.6 m	
MPRCS-515 = Right corner strip, 1.5 m x 4.6 m	
MPSS-530 = Side strip, 1.5 m x 9.1 m	
MP-CORNER = 2.5 to 4.5 m radius, adjustable from 45° to 105°	

MP1000: 2.5 to 4.5 m radius



MP1000-90
90° to 210°



MP1000-210
210° to 270°



MP1000-360
360°

MP2000: 4.0 to 6.4 m radius



MP2000-90
90° to 210°



MP2000-210
210° to 270°



MP2000-360
360°

MP3000: 6.7 to 9.1 m radius



MP3000-90
90° to 210°



MP3000-210
210° to 270°



MP3000-360
360°

MP3500: 9.4 to 10.7 m radius



MP3500-90
90° to 210°

MP ROTATOR PERFORMANCE DATA

MP1000

Radius: 2.5 to 4.5 m
Adjustable Arc and Full-Circle
● Maroon: 90° to 210°
● Lt. Blue: 210° to 270°
● Olive: 360°

MP2000

Radius: 4.0 to 6.4 m
Adjustable Arc and Full-Circle
● Black: 90° to 210°
● Green: 210° to 270°
● Red: 360°

MP3000

Radius: 6.7 to 9.1 m
Adjustable Arc and Full-Circle
● Blue: 90° to 210°
● Yellow: 210° to 270°
● Grey: 360°

Arc	Pressure		MP1000		MP2000		MP3000		Precip mm/hr		MP1000		MP2000		MP3000		Precip mm/hr	
	bar	kPa	Radius m	Flow m ³ /hr	Flow l/min	Radius m	Flow m ³ /hr	Flow l/min	Radius m	Flow m ³ /hr	Flow l/min	■ ▲	■ ▲	■ ▲	■ ▲	■ ▲	■ ▲	
90° 	1.7	170	-	-	-	-	-	-	5.2	0.08	1.29	12	13	7.6	0.16	2.69	11	13
	2.0	200	3.7	0.04	0.64	11	13	5.5	0.09	1.44	12	13	8.2	0.17	2.88	10	12	
	2.5	250	4.0	0.04	0.72	11	13	5.8	0.09	1.52	11	13	8.5	0.19	3.11	10	12	
	2.8	280	4.1	0.05	0.80	11	13	6.1	0.10	1.63	11	12	9.1	0.20	3.26	10	11	
	3.0	300	4.3	0.05	0.87	11	13	6.4	0.11	1.74	10	12	9.1	0.21	3.41	10	12	
	3.5	350	4.5	0.06	0.95	11	13	6.4	0.11	1.78	11	12	9.1	0.22	3.60	11	12	
	3.8	380	4.5	0.06	1.02	12	14	6.4	0.11	1.82	11	12	9.1	0.23	3.83	11	13	
180° 	1.7	170	-	-	-	-	-	-	4.9	0.14	2.27	11	13	7.6	0.33	5.46	11	13
	2.0	200	3.7	0.08	1.29	11	13	5.2	0.15	2.43	11	13	8.2	0.36	5.99	11	12	
	2.5	250	4.0	0.09	1.44	11	13	5.5	0.16	2.69	11	12	8.5	0.39	6.44	11	12	
	2.8	280	4.1	0.10	1.59	11	13	5.8	0.18	2.92	11	12	9.1	0.42	6.90	10	12	
	3.0	300	4.3	0.10	1.67	11	13	6.1	0.20	3.22	11	12	9.1	0.44	7.31	11	12	
	3.5	350	4.5	0.12	1.90	11	13	6.4	0.21	3.45	10	12	9.1	0.47	7.73	11	13	
	3.8	380	4.5	0.12	1.93	12	13	6.4	0.22	3.60	11	12	9.1	0.49	8.07	12	14	
210° 	1.7	170	-	-	-	-	-	-	4.9	0.17	2.73	12	14	7.6	0.39	6.37	11	13
	2.0	200	3.7	0.09	1.52	12	13	5.2	0.17	2.84	11	13	8.2	0.42	6.97	11	12	
	2.5	250	4.0	0.10	1.71	11	13	5.5	0.19	3.07	11	12	8.5	0.46	7.54	11	13	
	2.8	280	4.1	0.11	1.86	11	13	5.8	0.20	3.26	10	12	9.1	0.49	8.03	10	12	
	3.0	300	4.3	0.12	1.93	11	13	6.1	0.21	3.45	10	11	9.1	0.52	8.53	11	12	
	3.5	350	4.5	0.13	2.16	11	13	6.4	0.23	3.71	9	11	9.1	0.55	8.98	11	13	
	3.8	380	4.5	0.14	2.24	11	13	6.4	0.23	3.83	10	11	9.1	0.57	9.44	12	14	
270° 	1.7	170	-	-	-	-	-	-	4.9	0.20	3.30	11	13	7.6	0.50	8.30	12	13
	2.0	200	3.7	0.11	1.82	11	12	5.2	0.22	3.60	11	12	8.2	0.55	8.98	11	12	
	2.5	250	4.0	0.12	2.01	10	12	5.5	0.24	3.90	10	12	8.5	0.59	9.66	11	12	
	2.8	280	4.1	0.14	2.39	11	13	5.8	0.25	4.17	10	12	9.1	0.63	10.35	10	12	
	3.0	300	4.3	0.15	2.54	11	13	6.1	0.27	4.43	10	11	9.1	0.66	10.95	11	12	
	3.5	350	4.5	0.17	2.73	11	13	6.4	0.28	4.66	9	11	9.1	0.70	11.60	11	13	
	3.8	380	4.5	0.17	2.84	11	13	6.4	0.30	4.93	10	11	9.1	0.74	12.20	12	14	
360° 	1.7	170	-	-	-	-	-	-	4.9	0.28	4.55	11	13	7.6	0.66	10.92	11	13
	2.0	200	3.7	0.16	2.62	12	13	5.2	0.29	4.85	11	13	8.2	0.72	11.94	11	12	
	2.5	250	4.0	0.18	2.92	11	13	5.5	0.32	5.19	10	12	8.5	0.78	12.89	11	12	
	2.8	280	4.1	0.19	3.18	11	13	5.8	0.34	5.61	10	12	9.1	0.84	13.80	10	12	
	3.0	300	4.3	0.20	3.34	11	13	6.1	0.36	5.95	10	11	9.1	0.89	14.63	11	12	
	3.5	350	4.5	0.23	3.71	11	13	6.4	0.39	6.37	9	11	9.1	0.94	15.43	11	13	
	3.8	380	4.5	0.23	3.83	11	13	6.4	0.40	6.59	10	11	9.1	0.98	16.18	12	14	

Bold = Optimal pressure for the MP Rotator is 2.8 bar; 280 kPa. This can easily be achieved by using the MP Rotator with the Pro-Spray PRS40, pressure-regulated spray body at 2.8 bar; 280 kPa.

Works best with Pro-Spray PRS40



For Pro-Spray PRS40 information, see page 71



Smart WaterMark
Recognised as a responsible water-saving tool




Compatible with:



Pro-Spray PRS40

MP ROTATOR PERFORMANCE DATA

MP3500
 Radius: 9.4 to 10.7 m
 Adjustable Arc
 ● Light Brown: 90° to 210°

Arc	Pressure		Radius m	Flow m ³ /hr	Flow l/min	Precip. mm/hr	
	bar	kPa				■	▲
90° 	1.7	170	10.1	0.24	3.94	9	11
	2.0	200	10.4	0.26	4.28	10	11
	2.5	250	10.4	0.28	4.58	10	12
	2.8	280	10.7	0.29	4.84	10	12
	3.0	300	10.7	0.31	5.22	11	13
	3.5	350	10.7	0.33	5.41	11	13
	3.8	380	10.7	0.34	5.68	12	14
180° 	1.7	170	10.1	0.50	8.36	10	11
	2.0	200	10.4	0.51	8.48	9	11
	2.5	250	10.4	0.60	10.03	11	13
	2.8	280	10.7	0.65	10.83	11	13
	3.0	300	10.7	0.70	11.73	12	14
	3.5	350	10.7	0.73	12.15	13	15
	3.8	380	10.7	0.75	12.41	13	15
210° 	1.7	170	10.1	0.59	9.80	10	12
	2.0	200	10.4	0.65	10.75	10	12
	2.5	250	10.4	0.70	11.66	11	13
	2.8	280	10.7	0.75	12.45	11	13
	3.0	300	10.7	0.80	13.40	12	14
	3.5	350	10.7	0.85	14.23	13	15
	3.8	380	10.7	0.90	14.91	13	16




MP3500



Bold = Optimal pressure for the MP Rotator is 2.8 bar; 280 kPa. This can easily be achieved by using the MP Rotator with the Pro-Spray PRS40, pressure-regulated spray body at 2.8 bar; 280 kPa.

MP ROTATOR PERFORMANCE DATA

● **MPLCS-515**: Ivory, MP Left Corner Strip
 ● **MPRCS-515**: Copper, MP Right Corner Strip
 ● **MPSS-530**: Brown, MP Side Strip

	Pressure		Radius m	Flow m ³ /hr	Flow l/min
	bar	kPa			
MP Left Corner Strip 	1.7	170	1.1 x 4.2	0.04	0.67
	2.0	200	1.2 x 4.3	0.04	0.72
	2.5	250	1.4 x 4.5	0.05	0.79
	2.8	280	1.5 x 4.6	0.05	0.84
	3.0	300	1.6 x 4.7	0.06	0.87
	3.5	350	1.7 x 4.8	0.06	0.94
	3.8	380	1.8 x 4.9	0.06	0.99
MP Right Corner Strip 	1.7	170	1.1 x 4.2	0.04	0.67
	2.0	200	1.2 x 4.3	0.04	0.72
	2.5	250	1.4 x 4.5	0.05	0.79
	2.8	280	1.5 x 4.6	0.05	0.84
	3.0	300	1.6 x 4.7	0.05	0.87
	3.5	350	1.7 x 4.8	0.06	0.94
	3.8	380	1.8 x 4.9	0.06	0.99
MP Side Strip 	1.7	170	1.1 x 8.3	0.08	1.34
	2.0	200	1.2 x 8.6	0.09	1.43
	2.5	250	1.4 x 8.9	0.09	1.57
	2.8	280	1.5 x 9.1	0.10	1.66
	3.0	300	1.6 x 9.3	0.10	1.72
	3.5	350	1.7 x 9.6	0.11	1.87
	3.8	380	1.8 x 9.9	0.12	1.96

MP Strips



MPLCS-515
Left Corner Strip
1.5 x 4.6 m

MPRCS-515
Right Corner Strip
1.5 x 4.6 m

MPSS-530
Side Strip
1.5 x 9.1 m



Notes:
 To match the precipitation rate of Standard MP Rotator models, use single-row or triangular spacing. To match the MP800, use rectangular spacing.

MP ROTATOR PERFORMANCE DATA

MP Corner
 Radius: 2.5 to 4.5 m
 Adjustable Arc
 ● Turquoise: 45° to 105°

Arc	Pressure		Radius m	Flow m ³ /hr	Flow l/min
	bar	kPa			
45°	1.7	170	--	--	--
	2.0	200	3.5	0.04	0.61
	2.5	250	4.0	0.04	0.68
	2.8	280	4.1	0.04	0.70
	3.0	300	4.3	0.04	0.73
	3.5	350	4.4	0.05	0.78
	3.8	380	4.5	0.05	0.81
90°	1.7	170	3.2	0.07	1.15
	2.0	200	3.5	0.08	1.27
	2.5	250	4.0	0.08	1.40
	2.8	280	4.1	0.09	1.44
	3.0	300	4.3	0.09	1.57
	3.5	350	4.4	0.10	1.67
	3.8	380	4.5	0.10	1.73
105°	1.7	170	3.2	0.08	1.34
	2.0	200	3.5	0.09	1.48
	2.5	250	4.0	0.10	1.63
	2.8	280	4.1	0.10	1.70
	3.0	300	4.3	0.11	1.83
	3.5	350	4.4	0.12	1.94
	3.8	380	4.5	0.12	2.00

MP Corner



MP-CORNER
 Corner
 2.5 to 4.5 m

Male Threaded



MP-HT
 Male Threaded

MP Accessories



MPTOOL
 Adjusts all MP Rotator
 Nozzles



MPSTICK
 Snaps onto any length of
 1" (25 mm) PVC to allow
 standing adjustment.
 PVC pipe not included.

MP Corner



MP Tool for easy adjustments

